

DATE	
PROJECT	
TYPE	

FEATURES

- Strip retrofit or complete fixture for stairwell applications
- Retrofit compatible with housing widths between 4 1/4 and 4 3/8
- 2', 3', 4' and 8' individual units
- Two standard lumen packages
- Efficacy up to 163 LPW
- 2.5 MacAdam ellipse binning
- Soft diffuse lighting
- Approved for dry and damp locations
- 5 year warranty
- Made in the USA



SPECIFICATIONS

PERFORMANCE (STANDARD OUTPUT, CRI 80+)			
Model	Lumens	Watts	LPW
SSx-2S-35K	1,611	12.4	129.6
SSx-2S-40K	1,675	12.5	134.1
SSx-2S-50K	1,803	12.5	144.4
SSx-3S-35K	2,416	17.4	138.8
SSx-3S-40K	2,512	17.5	143.7
SSx-3S-50K	2,705	17.5	154.7
SSx-4S-35K	3,221	22.6	142.8
SSx-4S-40K	3,349	22.7	147.4
SSx-4S-50K	3,606	22.7	158.6
SSx-8S-35K	6,656	44.9	148.2
SSx-8S-40K	6,911	45.6	151.5
SSx-8S-50K	7,424	45.4	163.4

*Bold indicates DLC Premium 4.2 Listed

PERFORMANCE (HIGH OUTPUT, CRI 80+)			
Model	Lumens	Watts	LPW
SSx-2H-35K	3,381	24.8	136.6
SSx-2H-40K	3,423	24.7	138.4
SSx-2H-50K	3,506	24.7	142.1
SSx-3H-35K	5,072	35.4	143.4
SSx-3H-40K	5,135	35.3	145.4
SSx-3H-50K	5,259	35.3	149.2
SSx-4H-35K	6,763	47.2	143.4
SSx-4H-40K	6,846	47.1	145.4
SSx-4H-50K	7,013	47.0	149.2
SSx-8H-35K	13,525	94.3	143.4
SSx-8H-40K	13,692	94.2	154.3
SSx-8H-50K	14,025	94.0	149.2

ELECTRICAL	
Input Voltage	U: 120-277 Vac
Hertz	50/60
Input Current	SSx-2S/3S: .21-10A SSx-2H/4S: .29-.13A SSx-3H/4H/8S: .56-.24A SSx-8H: .77-.33A
Operating Temp.	-40°C to +50°C -40°F to +122°F
Power Factor	> 0.96
THD	< 12%

ORDERING INFORMATION

SERIES	LENGTH	OUTPUT	COLOR TEMP.	FINISH	
SSR = StarStrip Retrofit SSF = StarStrip Fixture	2 = 2' 3 = 3' 4 = 4' 8 = 8'	S = Standard H = High	35K = 3500K 40K = 4000K 50K = 5000K	PW = Powdercoat White PO = Powdercoat Other	
WIRING OPTIONS	MOUNTING ACC.	OPTIONS	DIMMING OPTIONS	VOLTAGE	PLUG
FC = Feed Conduit (Through Wire) ECEW05 = Cord, End Exit, White 5' ECEW10 = Cord, End Exit, White 10' ECEB05 = Cord, End Exit, Black 5' ECEB10 = Cord, End Exit, Black 10'	SM = Surface Mount CM = Corner Mount 45° Bracket	NS = No Sensor MCE = Microwave, Internal MS = Motion Sensor, End Mounted DME = Daylight/Motion, End Mounted B06A = Battery Backup 6 Watt w/Unswitched Line B10A = Battery Backup 10 Watt w/ unswitched Line B06B = Battery Backup 6 Watt w/ Night Light Option B10B = Battery Backup 10 Watt w/ Night Light Option NL = Night Light without Battery Backup	ND= No Dimming AD = 0-10V Dimming	U = 120-277	PN = No Plug P1 = L5-15p P2 = L6-15p P3 = L7-15p

Example: **SSF-4S-40K-PW-FC-SM-NS-AD-U-PN**

See website for accessories page

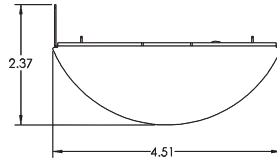
StarStrip™ Stair

CONSTRUCTION

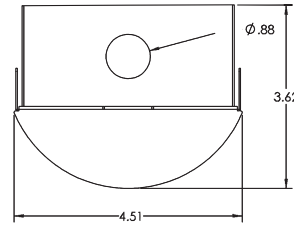
VARIATIONS

Model	Nominal Length	Luminaire Length	Weight (SSR)	Weight (SSF)
SSx-2	2 ft.	24.0" (610mm)	3 lbs. max (1.4kg)	5 lbs. max (2.3kg)
SSx-3	3 ft.	36.0" (914mm)	4.5 lbs. max (2.0kg)	7.5 lbs. max (3.4kg)
SSx-4	4 ft.	48.0" (1,219mm)	6 lbs. max (2.7kg)	10 lbs. max (4.5kg)
SSx-8	8 ft.	96.0" (2,348mm)	12 lbs. max (5.4kg)	20 lbs. max (9.1kg)

RETROFIT



FIXTURE

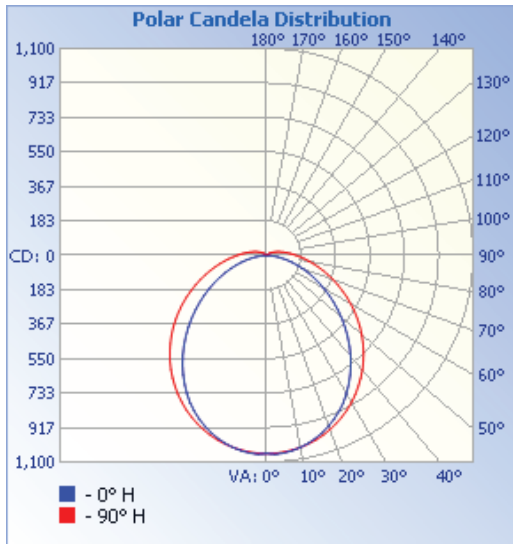


MATERIALS

Housing	22 Ga. C.R.S.
Finish	White Powdercoat
Lens Cover	Frosted Acrylic (Impact Resistant)

PHOTOMETRICS: SSx-4S-35K

POLAR CANDELA DISTRIBUTION



ISOFOOTCANDLE PLOT

